



SINCE 1952

SELECTOR SWITCH



Product Introduction

The FICO series rotary switch mainly applies to 440V and below AC 50Hz or 240V and below DC circuits. For breaking and closing, change-over of circuits under unfrequently manual operation. And the typical application are: control switch of 3 phase motors, control switch of switch gear, control switch of instruments, and change-over switch of machinery and welding machine.

The series comply with IEC 60947-3 & IEC 60947-5-1.

The FS (FICO) series have 8 current ratings: 0A, 20A, 25A, 32A, 40A, 63A

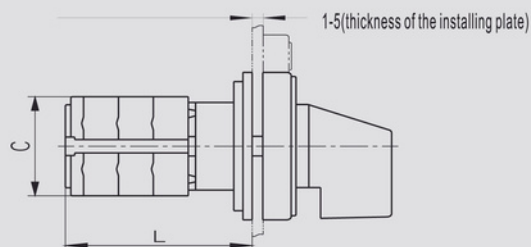
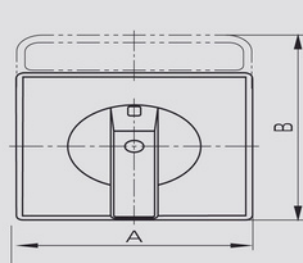
Working conditions

- (1) Ambient temperature DO NOT exceed 40°C, and the average temperature, measured over a period of 24 hours, DO NOT exceed 35°C.
- (2) Ambient temperature should not be below -25°C.
- (3) Should not be installed above 2000m above sea level.
- (4) The humidity should not exceed 50% when the ambient temperature is 40°C and higher humidity is allowed for lower temperature.

Installation conditions

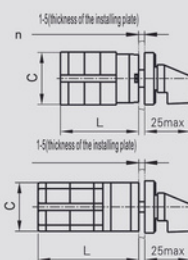
- (1) A clean environment is required
- (2) Please follow our manual

DIMENSIONS & INSTALLATION



Specification	Escutcheon plate	Dimensions (mm)				Installation (mm)			
		A	B	C	L	E	F	D1	D2
FS 26-20	M1 square	48	48	43	22+9.6n	36	36	ø 8.5	ø 4.5
FS 26-20	M1 rectangular	48	60	43	22+9.6n	36	36	ø 8.5	ø 4.5
FS 26-20	M2 square	64	64	43	25+9.6n	48	48	ø 10	ø 4.5
FS 26-20	M2 rectangular	64	80	43	25+9.6n	48	48	ø 10	ø 4.5
FS 26-32	M2 square	64	64	58	29.2+12.8n	48	48	ø 10	ø 4.5
FS 26-32	M2 rectangular	64	80	58	29.2+12.8n	48	48	ø 10	ø 4.5
FS 26-63	M3 square	88	88	58	29.2+12.8n	68	68	ø 13	ø 6
FS 26-63	M2 square	64	64	66	29.2+21.5n	48	48	ø 10	ø 4.5
FS 26-63	M2 rectangular	64	80	66	29.2+21.5n	48	48	ø 10	ø 4.5
FS 26-63	M3 square	88	88	66	29.2+21.5n	68	68	ø 13	ø 6

Dimension and Installation




Voltmeter Selector Switches

Prog No	Description	Script Plate Marking/ Operating Quadrant	Connecting Diagram/Terminal Marking	No. of Stages
61312	3 - Phase Line to Line			2
61313	3 - Phase Line to Line & Line to Neutral			3

Ammeter Selector Switches

Prog No	Description	Script Plate Marking/ Operating Quadrant	Connecting Diagram/Terminal Marking	No. of Stages
61325	1 Pole - 3 Transformer with OFF			3



Cam Assembly

